

E-Portfolio for Online Assessment: Padlet Implementation

Nurul Puspita¹, Umar Alfaruq A. Hasyim²

¹*UIN Raden Intan Lampung, Indonesia*

²*Institut Agama Islam Ma'arif (NU) Metro Lampung, Indonesia*

Corresponding Author ✉ alfarugedu@gmail.com

ABSTRACT

e-Portfolio is a collection of students' works. In the other words, it aids including storage and greater access to a broader student for sharing of ideas and discussion. Furthermore, the use of Padlet is needed during online assessment. Padlet is digital wall that facilitates the student in sharing all types of files and doing discussion. In this case, the use of Padlet as a digital wall to compile student's works in one storage. In addition, the aim of this research is to describing the process of online assessment in Padlet as known as e-Portfolio. This research is conducted in fourth semester students of English Education Study Program, UIN Raden Intan Lampung. This research would show the process of online assessment done by the students in methodology of TEFL course. The researcher has prepared the wall in Padlet. The students share their works and start doing peer assessment. Finally, it is extremely helpful activities that is done in online setting

Kata Kunci: *Online Assessment, Padlet Imlementation, Portofolio Online*

Journal Homepage <https://ojs.staialfurqan.ac.id/alqiyam>

This is an open access article under the CC BY SA license

<https://creativecommons.org/licenses/by-sa/4.0/>

Published by Sekolah Tinggi Agama Islam (STAI) Al-Furqan Makassar

INTRODUCTION

For many years, technology has been implemented to increase the value of language learning and teaching. However, the rash of COVID-19 pandemic accelerated the integration of technology in different language learning contexts (Ghanbari & Nowroozi, 2021). It means that this outbreak encourages the applied of technology in language learning. In addition, the technology is very helpful to support the teaching and learning process. For instance, the implementation of online technology that used digital technology. In this case, the implementation of online assessment is undeniably. This oline assessment is applied to evaluate students' teaching and learning process.

Online assessment is evaluating students achievement, providing feedback, or moving the students forward in their learning process in fully online credit courses (Weleschuk., Dyjur, & 2019). From the statement, it can be concluded that online assessment is the activity of assessing students success, offering notes, and encouraging students in online setting. In online assessment, the teacher can monitor students' progress during teaching learning process by using digital technology. Moreover, there are many technology that can be used to apply online assessment. One of the technology is Padlet.

Padlet is essentially an online bulletin board that enables students and teachers to collaborate, reflect, share ideas and collate resources via virtual sticky notes. By using Padlet, the teacher can create team wall to upload students exercise or even the material from the teacher (Simon, 2021). Padlet provides various kinds of content, including images,

documents. File from your computer and link pages on the web. Moreover, in online assessment the students are allowed to upload their exercise in form of video of microteaching, images (jpg), document (pdf or doc). From, the explanation above, the collection of students' exercise that has been store in Padlet can be called as e-Portfolio. The collections are stored in digital technology.

Without a doubt, the implementation of online assessment which is supported by digital technology is very beneficial. As well as that this pandemic situation requires the teacher to increase their ability to design active and innovative learning by using sophisticated technology. Therefore, this research described the students' activities in sharing, collecting, and uploading their exercise in the wall of Padlet. This activity is also know as the utilization of e-Portfolio in doing online assessment. Thus, it is very useful to be discussed and shared. In the other words, the students can do peer feedback toward their peer exercise in Padlet's wall.

There are many previous research relate to online assessment; it has been discussed by Eleni that the use of Padlet as e-Portfolio for enhancing students' writing and motivation indicated that students' managed to improve their writing performance significantly and enhance their motivation towards writing and learning in general due to this innovative alternative assessment method (Meletiadou, 2021). Next previous research is discussed by Boon; the result contributes to the literature on the learners' perception of the value of learning derived from an e-portfolio tool to engage in self-directed learning processes. On the other words, this research is talking about the use of Padlet as e-Portfolio in collecting video and others file as students exercise. Additionally, the students also do peer feedback toward their self and group simulation.

METHOD

In this research, the researcher employs words and images to answer questions. It is also called as Qualitative research. Qualitative research is a method to portrays the natural context, interpret behaviour, reports written descriptive. In addition, the researcher as the primary instrument of this research (Drummond & Camara, 2007).. In this research, the researcher portrays the process of students' activities in Padlet. The students upload their exercise based on the heading title that has been prepared by the lecturer. There are many subs heading based on the syllabus for methodology in TEFL course. For instance, the material is Approaches and Methods. In this sub heading the students should upload their individual simulation relate to their approaches or method that has been chosen to be performed.

The data of this research is taken from observation and documentation. Observations rely on narrative or words to describe the setting, the behaviours, and the interaction. Moreover, documents refer to a wider range written, physical, and visual materials, including what other authors may term artifacts (Merriam & Tisdell, 2015). In this research the observation guideline used to portray students' activities in uploading and sharing their exercise. Furthermore, it can show students' interaction during their activity in Padlet' wall. Documentation of this research is showed by some videos, file, and feedback from the students. It belongs to public record of documentation where all the students that has been signed in can access these documents.

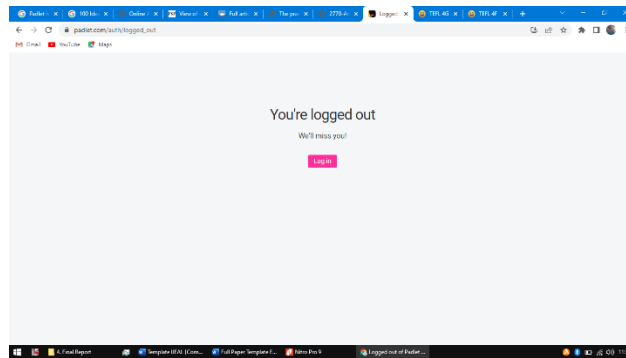
At last, the researcher analysed the data based on some stages. They are organizing and familiarizing; coding and reducing; and interpreting and representing (Ruona, 2005). For

the first stage is organizing and familiarizing, the researcher should become familiar with the data through reading and rereading notes and transcript, viewing, and reviewing videotapes. The second stage is coding and reducing, this is the core of qualitative analysis and includes the identification of categories and themes and their refinement. The last stage is interpreting and representing, interpreting involves reflecting about the words and acts of study's participants and abstracting important understanding (Onwuegbuzie & Leech, 2007).

RESULT AND DISCUSSION

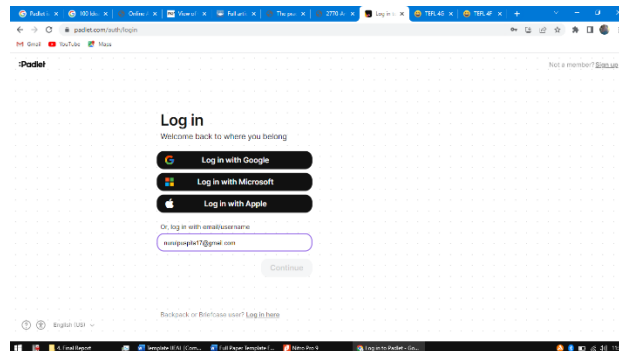
In accessing Padlet we need to follow several stages. The stages are explained with the picture as follow;

1) Creating account



Pict. 1 How to create account

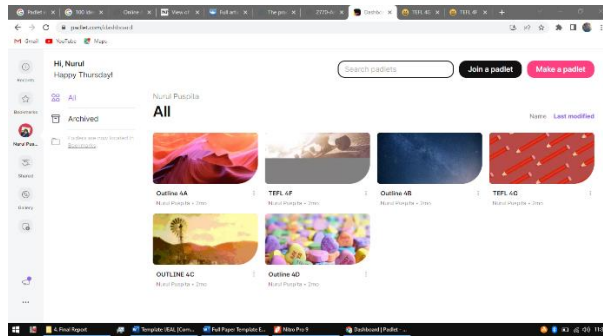
For new user, we need to create account first. We need to go to the link Padlet. It is Padlet.com. then, we can create the account by putting our active email and save the passwords.



Pict.2 How to Log in to Padlet.com

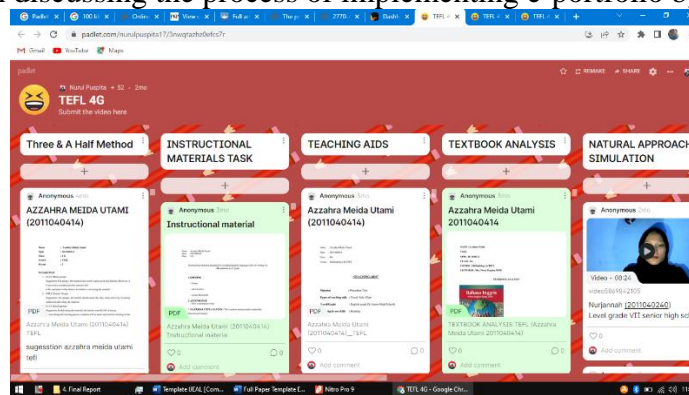
The second stage is we need to log in by using email and password that has been registered before. It is based on the picture above.

2) make a Padlet,



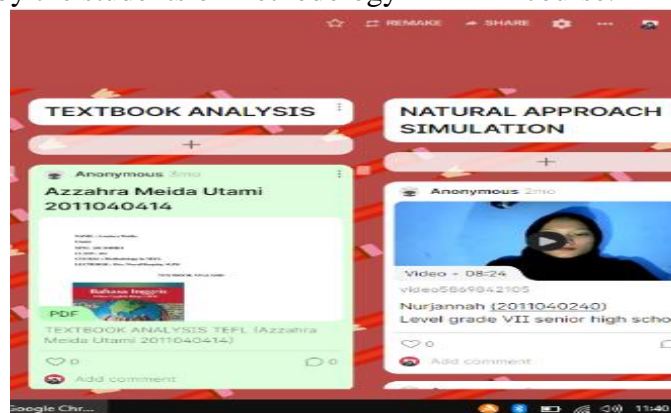

Pict. 3 Padlet Dashboard

In this dashboard we can start to make our wall of Padlet. From the dashboard above, we can see that there are some walls ready to use. In my Padlet' wall there are five. It used to share students' exercise for methodology in TEFL and Essay writing course. In this research, the researcher focuses on discuss students e-portfolio in methodology in TEFL course. This semester the researcher taught two classes of TEFL course. They are 4F and 4G class. This research focused on discussing the process of implementing e-portfolio by using Padlet in 4G.



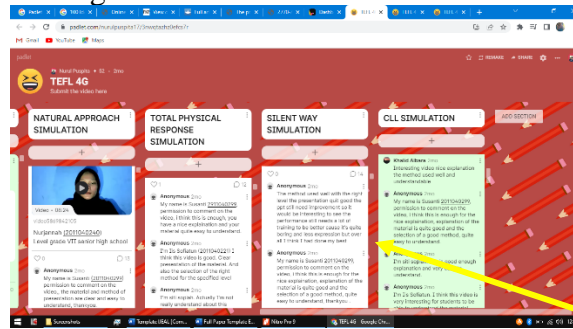
Pict. 4 TEFL course wall

From the picture above, we can see that it is a wall of TEFL course. There are several sub themes or heading of the materials. This sub heading is made based on the material that should be achieved by the students of methodology in TEFL course.



Pict. 5 students share their file

The picture showed that students has shared their file. The file is a document of textbook analysis and video simulation. All students should share or submit the exercise based on the title of sub heading.



Pict. 6 Students feedback

Besides submitting the file, the students also do peer feedback. It is showed with the picture above. The peer give feedback toward their partner file. The file of simulations is often obtaining feedback. It is done to get any betterment for students' performance and understanding relate to the simulation.

After knowing all the process in using Padlet, the researcher also gathers some data from documents. Here is the example of the documents;

NAME : Azzhara Meida
 Utami
 NPM : 2011040414
 CLASS : 4G
 COURSE : Methodology in TEFL
 LECTURER : Mrs. Nurul Puspita, M.Pd

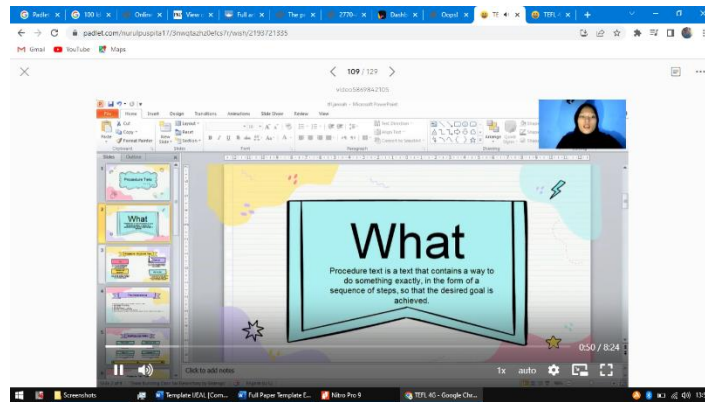
TEXTBOOK ANALYSIS

Name of Textbook : Bahasa Inggris "When English Rings a Bell"
 Grade : 7th junior high school

CHARACTERISTICS OF GOOD TEXTBOOK	YES	NO	EXPLANATION
The Words And Structure Are Carefully Graded	√		This textbook is written in good language and structure, according to language standards, so it's easy to understand.
No Difficult Words And New Words Are Given In Good Text Book	√		This textbook does not have difficult words. This book is adapted to the level grade of the student, but I think there are new words to find out.

Pict. 7 Students file (pdf)

Students submit their exercise about textbook analysis in Padlet's wall. Then, the lecturer can easy download the file. The lecturer instructs all students to submit the file of pdf.



Pict. 8 Students' video

Next documentation is students' video. The students submit their individual simulation video based on the sub heading. From, the picture above we can see that the students still delivered a simulation of natural approach.

It has been clearly stated that the process of online assessment is occurred in Padlet's wall. Since, an e-portfolio is a portfolio that is created in a computer-aided environment and incorporates not just text, but also digital images, websites, audio, and video files (Nicole Buzzetto, 2010). From the data which is gotten through this research the collection of artifacts that are gathered together are showed in Padlet's wall in form of students' videos and pdf files. Besides submitting the videos and files the students also did peer feedback.

In addition, there are two kinds of online assessment that can be completely online (such as online exams) or just require online submission (such as essays) (Kulkarni et al, 2013). In this research, an online assessment that is done in Padlet's wall is just require online submission of students' artifacts. It is also called with e-portfolio. On the other hands, the activities belong to formative assessment. Formative assessment is designed to monitor students' progress in a low or no stakes environment. Through, students' collections of exercise the lecturer can observe their individual simulation and analysis about textbook. The lecturer can directly give feedback and score toward their exercise. The feedback is not only come from the lecturer but also from other students. Peer feedback is also effective input that can be used to add their knowledge relate to things that has been done in simulation.

Moreover. There are several benefits in conducting online assessment through e-portfolio in Padlet. They are detailed feedback, accessibility, and flexibility. For the first is detailed feedback, in this research the lecturer and other students gave written feedback that is allowed in feedback column provided by Padlet's wall. It makes students more motivated and tend to attain higher score. Finishing, submit their exercise the students can obtain their feedback from the lecturer and peer. The second is accessibility, it refers to how the students can access the Padlet. The students are instructed to access or submit the exercise after finishing done their activity. This activity is commonly called as asynchronous. This activity is still done in online setting but it not at the same time. Thus, they can submit their exercise without interruptions. At last is flexibility, in this research the students are allowed to manage their time in submitting the exercise. The lecturer has given the deadline for the students to obey. Furthermore, the students have their own responsibility to prepare their exercise before deadline.

CONCLUSION

Online assessment which is done in Padlet by collecting students' exercise is extremely useful. It can assist them to manage the time deadline and easy to access. This activity is very helpful during pandemic situation. Moreover, in offline situation this activity still appropriate to be implemented. The students are collected in online storage it means that paper-less. The ultimate things from this activity are the students can obtain useful direct or instant feedback both from lecturer and peer.

ACKNOWLEDGEMENT

Thanks to Uin Raden Intan Lampung and IAIM NU Metro for such a great collaboration on both two authors. Furthermore, this paper is accepted in this conference.

REFERENCES

- Ghanbari, N., & Nowroozi, S. (2021). The practice of online assessment in an EFL context amidst COVID-19 pandemic: views from teachers. *Language Testing in Asia*, 11(1), 1-18.
- Jackson, R. L., Drummond, D. K., & Camara, S. (2007). What is qualitative research?. *Qualitative research reports in communication*, 8(1), 21-28.
- Meletiadou, E. (2021). Using Padlets as E-Portfolios to Enhance Undergraduate Students' Writing Skills and Motivation. *IAFOR Journal of Education*, 9(5), 67-83.
- Merriam, S. B., & Tisdell, E. J. (2015). *Qualitative research: A guide to design and implementation*. John Wiley & Sons
- Nicole A. Buzzetto-More (Ed.). (2010). *The e-portfolio paradigm: Informing, educating, assessing, and managing with e-portfolios*. Informing Science.
- Onwuegbuzie, A. J., & Leech, N. L. (2007). Validity and qualitative research: An oxymoron?. *Quality & quantity*, 41(2), 233-249.
- Ruona, W. E. (2005). Analyzing qualitative data. *Research in organizations: Foundations and methods of inquiry*, 223(263), 233-263.
- Weleschuk, A., Dyjur, P., & Kelly, P. (2019). Online assessment in higher education. *Canada: Taylor Institute for Teaching and Learning*.
- Kulkarni, C., Wei, K. P., Le, H., Chia, D., Papadopoulos, K., Cheng, J., ... & Klemmer, S. R. (2013). Peer and self assessment in massive online classes. *ACM Transactions on Computer-Human Interaction (TOCHI)*, 20(6), 1-31.